

Growth, Employment, and Business Cycles

Chetan Ghatel¹

Indian Statistical Institute, Delhi Centre.

ICRIER G20 Conference, 2013

¹This presentation draws on joint work with Pawan Gopalakrishnan (ISI, Delhi) and Suchismita Tarafdar (SNU).

G20 Agenda on Jobs and Employment

- Jobs and Growth have been a top priority for the Russian presidency
- In the G20 Leader's declaration (September 2013):
 - Unemployment and underemployment in many countries, particularly among young people, remains one of the key challenges confronting the global economy and a top priority for the G20.
- A Task Force on Employment has been set up to address the following topics:
 - Job creation through sound monetary and fiscal policies, structural policies to foster innovation and promotion of smaller enterprises;
 - Labour activation for vulnerable groups;
 - Monitoring of labour market development and progress on the previous G20 commitments.
- The G20 Task Force on Employment has been extended by another year.

G20 Agenda on Jobs and Employment

- Jobs and Growth have been a top priority for the Russian presidency
- In the G20 Leader's declaration (September 2013):
 - Unemployment and underemployment in many countries, particularly among young people, remains one of the key challenges confronting the global economy and a top priority for the G20.
- A Task Force on Employment has been set up to address the following topics:
 - Job creation through sound monetary and fiscal policies, structural policies to foster innovation and promotion of smaller enterprises;
 - Labour activation for vulnerable groups;
 - Monitoring of labour market development and progress on the previous G20 commitments.
- The G20 Task Force on Employment has been extended by another year.

G20 Agenda on Jobs and Employment

- Jobs and Growth have been a top priority for the Russian presidency
- In the G20 Leader's declaration (September 2013):
 - Unemployment and underemployment in many countries, particularly among young people, remains one of the key challenges confronting the global economy and a top priority for the G20.
- A Task Force on Employment has been set up to address the following topics:
 - Job creation through sound monetary and fiscal policies, structural policies to foster innovation and promotion of smaller enterprises;
 - Labour activation for vulnerable groups;
 - Monitoring of labour market development and progress on the previous G20 commitments.
- The G20 Task Force on Employment has been extended by another year.

G20 Agenda on Jobs and Employment

- Jobs and Growth have been a top priority for the Russian presidency
- In the G20 Leader's declaration (September 2013):
 - Unemployment and underemployment in many countries, particularly among young people, remains one of the key challenges confronting the global economy and a top priority for the G20.
- A Task Force on Employment has been set up to address the following topics:
 - Job creation through sound monetary and fiscal policies, structural policies to foster innovation and promotion of smaller enterprises;
 - Labour activation for vulnerable groups;
 - Monitoring of labour market development and progress on the previous G20 commitments.
- The G20 Task Force on Employment has been extended by another year.

India: some facts

- Labor force roughly 600 million
- Work force is roughly 470 million
- Formal sector: (10%); informal sector (90%)
- A lot of self employment in the 90% category
- 47 million (20 million - public sector - including PSUs; 10 million - quasi-public sector; 17 million "corporate sector")

Key policy questions

- How can we think about employment, business cycles, and fiscal policy in EMEs?
- What are the labor market implications of interest rate shocks?
- *Some recent examples:*
 - Tapering of QE3 $\rightarrow R \uparrow$
 - European sovereign debt crisis $\rightarrow R \uparrow$
 - Current EME currency crisis $\rightarrow R \uparrow$
- Need a model that qualitatively matches EME business cycles stylized facts. With this model, we can run counter-factual experiments.
- Our approach: Interest rate shocks \rightarrow Fiscal Policy \rightarrow Labor market outcomes

Key policy questions

- How can we think about employment, business cycles, and fiscal policy in EMEs?
- What are the labor market implications of interest rate shocks?
- *Some recent examples:*
 - Tapering of QE3 $\rightarrow R \uparrow$
 - European sovereign debt crisis $\rightarrow R \uparrow$
 - Current EME currency crisis $\rightarrow R \uparrow$
- Need a model that qualitatively matches EME business cycles stylized facts. With this model, we can run counter-factual experiments.
- Our approach: Interest rate shocks \rightarrow Fiscal Policy \rightarrow Labor market outcomes

Key policy questions

- How can we think about employment, business cycles, and fiscal policy in EMEs?
- What are the labor market implications of interest rate shocks?
- *Some recent examples:*
 - Tapering of QE3 $\rightarrow R \uparrow$
 - European sovereign debt crisis $\rightarrow R \uparrow$
 - Current EME currency crisis $\rightarrow R \uparrow$
- Need a model that qualitatively matches EME business cycles stylized facts. With this model, we can run counter-factual experiments.
- Our approach: Interest rate shocks \rightarrow Fiscal Policy \rightarrow Labor market outcomes

Characteristics of EME business cycles

- A large empirical literature (Agénor et al. (2000), Male (2010), Rand and Tarp (2002), and Ghate et al. (2013)) has identified the key stylized facts in EME business cycles.
- Compared to Advanced Economies (AEs), in Emerging Market Economies (EMEs)
 - output (Y) is more volatile
 - interest rates (R) are counter-cyclical
 - consumption (C) is pro-cyclical and more volatile
 - net exports (NX) are more volatile than output and are more counter-cyclical than in AEs
 - and there is no consensus on the cyclical property of government expenditures (G).
- Theory : Neumeyer and Perri (2005) and Aguiar and Gopinath (2007)

Characteristics of EME business cycles

- A large empirical literature (Agénor et al. (2000), Male (2010), Rand and Tarp (2002), and Ghate et al. (2013)) has identified the key stylized facts in EME business cycles.
- Compared to Advanced Economies (AEs), in Emerging Market Economies (EMEs)
 - output (Y) is more volatile
 - interest rates (R) are counter-cyclical
 - consumption (C) is pro-cyclical and more volatile
 - net exports (NX) are more volatile than output and are more counter-cyclical than in AEs
 - and there is no consensus on the cyclical property of government expenditures (G).
- Theory : Neumeyer and Perri (2005) and Aguiar and Gopinath (2007)

Characteristics of EME business cycles

- A large empirical literature (Agénor et al. (2000), Male (2010), Rand and Tarp (2002), and Ghate et al. (2013)) has identified the key stylized facts in EME business cycles.
- Compared to Advanced Economies (AEs), in Emerging Market Economies (EMEs)
 - output (Y) is more volatile
 - interest rates (R) are counter-cyclical
 - consumption (C) is pro-cyclical and more volatile
 - net exports (NX) are more volatile than output and are more counter-cyclical than in AEs
 - and there is no consensus on the cyclical property of government expenditures (G).
- Theory : Neumeyer and Perri (2005) and Aguiar and Gopinath (2007)

Characteristics of EME business cycles

- A large empirical literature (Agénor et al. (2000), Male (2010), Rand and Tarp (2002), and Ghate et al. (2013)) has identified the key stylized facts in EME business cycles.
- Compared to Advanced Economies (AEs), in Emerging Market Economies (EMEs)
 - output (Y) is more volatile
 - interest rates (R) are counter-cyclical
 - consumption (C) is pro-cyclical and more volatile
 - net exports (NX) are more volatile than output and are more counter-cyclical than in AEs
 - and there is no consensus on the cyclical property of government expenditures (G).
- Theory : Neumeyer and Perri (2005) and Aguiar and Gopinath (2007)

Characteristics of EME business cycles

- A large empirical literature (Agénor et al. (2000), Male (2010), Rand and Tarp (2002), and Ghate et al. (2013)) has identified the key stylized facts in EME business cycles.
- Compared to Advanced Economies (AEs), in Emerging Market Economies (EMEs)
 - output (Y) is more volatile
 - interest rates (R) are counter-cyclical
 - consumption (C) is pro-cyclical and more volatile
 - net exports (NX) are more volatile than output and are more counter-cyclical than in AEs
 - and there is no consensus on the cyclical property of government expenditures (G).
- Theory : Neumeyer and Perri (2005) and Aguiar and Gopinath (2007)

Emerging Economies vs Advanced Economies

Business cycle statistics for developed and emerging economies using quarterly data.

	Developed economies			Emerging economies		
	Std. dev.	Rel. std. dev.	Cont. cor.	Std. dev.	Rel. std. dev.	Cont. cor.
Real GDP	1.34	1.00	1.00	2.74	1.00	1.00
Private consumption		0.94	0.66		1.45	0.72
Investment		3.41	0.67		3.91	0.77
Trade balance		1.02	-0.17		3.22	-0.51

Source: Aguiar and Gopinath, 2007.

The Indian business cycle

Ghate et al. (2013)

Business cycle stylized facts using quarterly data (1999 Q2–2010 Q2).

	Std. dev.	Rel. std. dev.	Cont. corr.	First ord. auto corr.
Real GDP	1.18	1.00	1.00	0.73
Private consumption	1.54	1.31	0.51	0.67
Investment	4.08	3.43	0.69	0.80
CPI	1.30	1.09	-0.29	0.70
Exports	8.79	7.40	0.31	0.77
Imports	8.93	7.52	0.45	0.54
Govt expenditure	6.69	5.53	-0.35	0.005
Net exports	1.24	1.04	-0.15	0.45
Real interest rate	2.11	1.77	0.38	0.372
Nominal exchange rate	4.61	3.88	-0.54	0.82
M1 (narrow money)	3.13	2.64	0.5	0.105
M3 (broad money)	1.79	1.50	0.06	0.40
Reserve money	4.53	3.82	0.47	0.50
CPI inflation	0.88	0.74	0.05	0.66

The Neumeyer and Perri model

- Neumeyer and Perri (2005) build a SOE-RBC model with interest rate shocks.
- Firms face a working capital constraint + preferences are GHH.
- $R \uparrow \Rightarrow L^D \downarrow$
- Because GHH utility $\Rightarrow L^S$ remain unchanged \Rightarrow equilibrium labor falls, Y falls $\Rightarrow \rho(R, Y)_{EME} < 0$
- Intertemporal substitution effect $\Rightarrow C \downarrow$ instantaneously, $S \uparrow$
- $R \uparrow \Rightarrow X \downarrow$
- $(S - X) \uparrow \Rightarrow \rho(NX, Y) < 0$
- Does not explain government expenditure counter-cyclicality and pro/a-cyclicality of interest rates

A single model for EMEs?

- We need to explain the following stylized facts:
 - 1 $\sigma(X) > \sigma(C) > \sigma(Y)$
 - 2 $\rho(NX, Y) < 0$
 - 3 $\rho(G, Y) \leq 0$ (in India, $\rho(G, Y) < 0 \Rightarrow$ Govt exp. are stabilizing)
 - 4 $\rho(R, Y) \leq 0$ (in India, $\rho(R, Y) > 0$, puzzling but true in many EMEs, see Male (2010))
- We need a better understanding of fiscal policy and labor market dynamics
- To answer this we extend Neumeyer and Perri (2005)
 - We add fiscal policy
 - We make preferences Cobb-Douglas - enables $\rho(R, Y) \leq 0$
- We then calibrate the model to qualitatively match EME business cycles using
 - TFP shocks
 - interest rate and country spread shocks.

A single model for EMEs?

- We need to explain the following stylized facts:
 - 1 $\sigma(X) > \sigma(C) > \sigma(Y)$
 - 2 $\rho(NX, Y) < 0$
 - 3 $\rho(G, Y) \leq 0$ (in India, $\rho(G, Y) < 0 \Rightarrow$ Govt exp. are stabilizing)
 - 4 $\rho(R, Y) \leq 0$ (in India, $\rho(R, Y) > 0$, puzzling but true in many EMEs, see Male (2010))
- We need a better understanding of fiscal policy and labor market dynamics
- To answer this we extend Neumeyer and Perri (2005)
 - We add fiscal policy
 - We make preferences Cobb-Douglas - enables $\rho(R, Y) \leq 0$
- We then calibrate the model to qualitatively match EME business cycles using
 - TFP shocks
 - interest rate and country spread shocks.

A single model for EMEs?

- We need to explain the following stylized facts:
 - ① $\sigma(X) > \sigma(C) > \sigma(Y)$
 - ② $\rho(NX, Y) < 0$
 - ③ $\rho(G, Y) \leq 0$ (in India, $\rho(G, Y) < 0 \Rightarrow$ Govt exp. are stabilizing)
 - ④ $\rho(R, Y) \leq 0$ (in India, $\rho(R, Y) > 0$, puzzling but true in many EMEs, see Male (2010))
- We need a better understanding of fiscal policy and labor market dynamics
- To answer this we extend Neumeyer and Perri (2005)
 - We add fiscal policy
 - We make preferences Cobb-Douglas - enables $\rho(R, Y) \leq 0$
- We then calibrate the model to qualitatively match EME business cycles using
 - TFP shocks
 - interest rate and country spread shocks.

A single model for EMEs?

- We need to explain the following stylized facts:
 - ① $\sigma(X) > \sigma(C) > \sigma(Y)$
 - ② $\rho(NX, Y) < 0$
 - ③ $\rho(G, Y) \leq 0$ (in India, $\rho(G, Y) < 0 \Rightarrow$ Govt exp. are stabilizing)
 - ④ $\rho(R, Y) \leq 0$ (in India, $\rho(R, Y) > 0$, puzzling but true in many EMEs, see Male (2010))
- We need a better understanding of fiscal policy and labor market dynamics
- To answer this we extend Neumeyer and Perri (2005)
 - We add fiscal policy
 - We make preferences Cobb-Douglas - enables $\rho(R, Y) \leq 0$
- We then calibrate the model to qualitatively match EME business cycles using
 - TFP shocks
 - interest rate and country spread shocks.

A single model for EMEs?

- We need to explain the following stylized facts:
 - ① $\sigma(X) > \sigma(C) > \sigma(Y)$
 - ② $\rho(NX, Y) < 0$
 - ③ $\rho(G, Y) \leq 0$ (in India, $\rho(G, Y) < 0 \Rightarrow$ Govt exp. are stabilizing)
 - ④ $\rho(R, Y) \leq 0$ (in India, $\rho(R, Y) > 0$, puzzling but true in many EMEs, see Male (2010))
- We need a better understanding of fiscal policy and labor market dynamics
- To answer this we extend Neumeyer and Perri (2005)
 - We add fiscal policy
 - We make preferences Cobb-Douglas - enables $\rho(R, Y) \leq 0$
- We then calibrate the model to qualitatively match EME business cycles using
 - TFP shocks
 - interest rate and country spread shocks.

A single model for EMEs?

- We need to explain the following stylized facts:
 - ① $\sigma(X) > \sigma(C) > \sigma(Y)$
 - ② $\rho(NX, Y) < 0$
 - ③ $\rho(G, Y) \leq 0$ (in India, $\rho(G, Y) < 0 \Rightarrow$ Govt exp. are stabilizing)
 - ④ $\rho(R, Y) \leq 0$ (in India, $\rho(R, Y) > 0$, puzzling but true in many EMEs, see Male (2010))
- We need a better understanding of fiscal policy and labor market dynamics
- To answer this we extend Neumeyer and Perri (2005)
 - We add fiscal policy
 - We make preferences Cobb-Douglas - enables $\rho(R, Y) \leq 0$
- We then calibrate the model to qualitatively match EME business cycles using
 - TFP shocks
 - interest rate and country spread shocks.

A single model for EMEs?

- We need to explain the following stylized facts:
 - ① $\sigma(X) > \sigma(C) > \sigma(Y)$
 - ② $\rho(NX, Y) < 0$
 - ③ $\rho(G, Y) \leq 0$ (in India, $\rho(G, Y) < 0 \Rightarrow$ Govt exp. are stabilizing)
 - ④ $\rho(R, Y) \leq 0$ (in India, $\rho(R, Y) > 0$, puzzling but true in many EMEs, see Male (2010))
- We need a better understanding of fiscal policy and labor market dynamics
- To answer this we extend Neumeyer and Perri (2005)
 - We add fiscal policy
 - We make preferences Cobb-Douglas - enables $\rho(R, Y) \leq 0$
- We then calibrate the model to qualitatively match EME business cycles using
 - TFP shocks
 - interest rate and country spread shocks.

A single model for EMEs?

- We need to explain the following stylized facts:
 - ① $\sigma(X) > \sigma(C) > \sigma(Y)$
 - ② $\rho(NX, Y) < 0$
 - ③ $\rho(G, Y) \leq 0$ (in India, $\rho(G, Y) < 0 \Rightarrow$ Govt exp. are stabilizing)
 - ④ $\rho(R, Y) \leq 0$ (in India, $\rho(R, Y) > 0$, puzzling but true in many EMEs, see Male (2010))
- We need a better understanding of fiscal policy and labor market dynamics
- To answer this we extend Neumeyer and Perri (2005)
 - We add fiscal policy
 - We make preferences Cobb-Douglas - enables $\rho(R, Y) \leq 0$
- We then calibrate the model to qualitatively match EME business cycles using
 - TFP shocks
 - interest rate and country spread shocks.

- The firm maximizes

$$\begin{aligned} \pi_t = & A_t k_{t-1}^\alpha [(1 + \gamma)^t l_t]^{1-\alpha} - w_t l_t - r_t k_{t-1} \\ & - \left(R_{t-1}^G - 1 \right) \theta_G w_t l_t - \left(R_{t-1}^P - 1 \right) (\theta - \theta_G) w_t l_t. \end{aligned} \quad (1)$$

- The government lends $\theta_G < \theta$ portion of the working capital at

$$R_{t-1}^G = R_{t-1}^P (1 - s) > 1, \quad 0 < s < 1. \quad (2)$$

- We obtain w_t and r_t .

The Model: Households

- A stand-in representative agent maximizes

$$E_0 \sum_{t=0}^{\infty} \beta^t \frac{\left[(c_t^*)^\mu (1 - l_t)^{(1-\mu)} \right]^{(1-\sigma)}}{(1-\sigma)}, \quad (3)$$

$$\text{where } \forall t \ c_t^* = c_t + \Theta G_t, \ 0 < \Theta < 1$$

- subject to

$$(1 + \tau_c)c_t + x_t + b_t + \kappa(b_t) \leq (1 - \tau_w)w_t l_t + (1 - \tau_k)r_t k_{t-1} + R_{t-1}^P b_{t-1}. \quad (4)$$

- $\kappa(b_t)$ is the bond holding cost, x_t is private investment such that;

$$x_t = k_t - (1 - \delta)k_{t-1} + \Phi(k_t, k_{t-1}). \quad (5)$$

- $\Phi(k_t, k_{t-1})$ is the investment adjustment cost.

The Model: Government

- The government balances its budget $\forall t$

$$\underbrace{TR_t}_{\text{After Prod.}} + \underbrace{R_{t-1}^G \theta_G w_t l_t}_{\text{After Prod}} = \underbrace{G_t}_{\text{After Prod.}} + \underbrace{S_t}_{\text{Before Prod.}}$$

- where TR_t is

$$TR_t = \tau_c c_t + \tau_w w_t l_t + \tau_k r_t k_{t-1}. \quad (6)$$

- S_t is the loan extended to firms

$$S_t = \theta_G w_t l_t.$$

- Therefore

$$G_t = \tau_c c_t + \left\{ \left[R_{t-1}^P (1 - s) - 1 \right] \theta_G + \tau_w \right\} w_t l_t + \tau_k r_t k_{t-1}. \quad (7)$$

The Labor Market Equilibrium

- We get l_t^s from the representative agent's FOC

$$(1 - l_t^s) = \frac{(1 - \mu)}{\mu} \left(\frac{1 + \tau_c}{1 - \tau_w} \right) \frac{\tilde{c}_t^*}{\tilde{w}_t}. \quad (8)$$

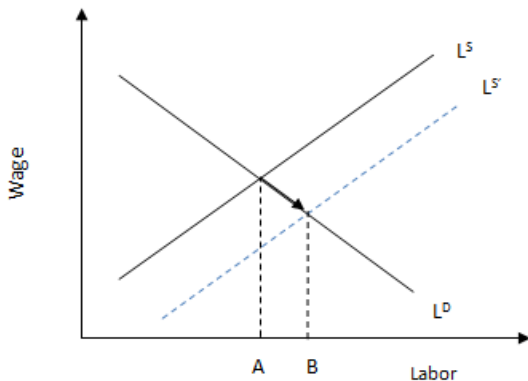
- Magnitude of shift depends on the tax wedge : $\left(\frac{1 + \tau_c}{1 - \tau_w} \right)$
- We get l_t^d from the firm's FOC

$$l_t^D = \left[\frac{(1 - \alpha)A_t}{\tilde{w}_t [(1 - \theta) + R_{t-1}^P (\theta - s\theta_G)]} \right]^{\frac{1}{\alpha}} \frac{\tilde{k}_{t-1}}{(1 + \gamma)}.$$

- Magnitude of shift depends on : θ_G and s

Labor market dynamics with interest rate shocks

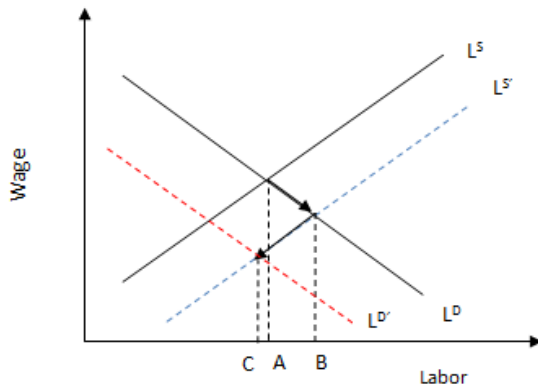
From a one period shock in R at time period t



$L_t^S \uparrow$ and L_t^d remains unchanged because \tilde{c}_t instantaneously falls due to the intertemporal substitution effect, whereas L_t^d depends on R_{t-1}^P .

Labor market dynamics with interest rate shocks

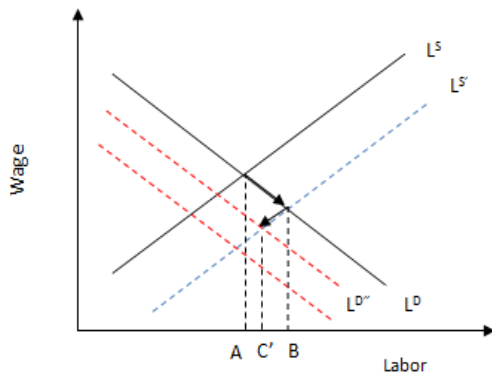
At time period $t + 1$



$I_{t+1}^d \downarrow$ because it depends on R_t^P

Labor market dynamics with interest rate shocks

At time period $t + 1$ - with a working capital loan subsidy



Data generating process

- Annual HP-filtered de-trended series from 1980 - 2008. All shocks are assumed to be uncorrelated.
- TFP (Bhattacharya et al. (2013))

$$\hat{A}_t = \rho_A \hat{A}_{t-1} + \varepsilon_{A_t}.$$

$$\rho_A = 0.485^{***} (0.0147)$$

- We use annual World Bank data on real lending rates, i.e.,

$$R_t^P = R_t^* D_t. \quad (9)$$

- R_t^P is the Indian real interest rate, R_t^* is the US real interest rate and D_t is the country spread over R_t^* such that

$$D_t = \frac{R_t^P}{R_t^*}.$$

- Therefore,

$$\hat{R}_t^P = \hat{R}_t^* + \hat{D}_t.$$

Interest rates and country spreads

- \widehat{R}_t^* is estimated as

$$\widehat{R}_t^* = \rho_R \widehat{R}_{t-1}^* + \varepsilon_{Rt}.$$

$$\rho_R = 0.455^{***} (0.0105)$$

- We conduct two sets of experiments
 - the *exogenous country risk case* (not statistically significant)

$$\widehat{D}_t = \rho_D \widehat{D}_{t-1} + \varepsilon_t$$

$$\rho_D = 0.143 (0.0167)$$

- the *induced country risk case*

$$\widehat{D}_t = -\eta E_t \widehat{A}_{t+1} + u_t.$$

$$\eta = 0.9268^{***} (0.0146)$$

u_t is a random shock

Interest rates and country spreads

- \widehat{R}_t^* is estimated as

$$\widehat{R}_t^* = \rho_R \widehat{R}_{t-1}^* + \varepsilon_{Rt}.$$

$$\rho_R = 0.455^{***} (0.0105)$$

- We conduct two sets of experiments
 - the *exogenous country risk case* (not statistically significant)

$$\widehat{D}_t = \rho_D \widehat{D}_{t-1} + \varepsilon_t$$

$$\rho_D = 0.143 (0.0167)$$

- the *induced country risk case*

$$\widehat{D}_t = -\eta E_t \widehat{A}_{t+1} + u_t.$$

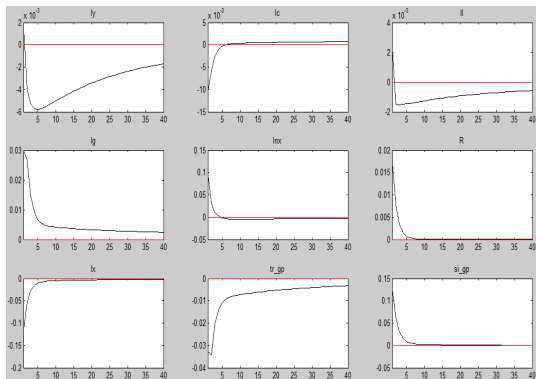
$$\eta = 0.9268^{***} (0.0146)$$

u_t is a random shock

Table 1: Parameters		
Parameter Name	Symbol	Value
Coefficient of risk aversion (calibrated)	σ	3
Share of consumption in utility function (Chakraborty, (2008))	μ	0.82
Depreciation rate*	δ	0.025
Rate of technical progress (Bhattacharya et al. (2013))	γ	0.047
Ratio of wage bill to be paid in advance*	θ	0.6, 1
Discount rate (calibrated)	β	0.99
Effective discount rate (calibrated)	$\tilde{\beta}$	$\beta(1+\gamma)^{\mu(1-\sigma)}$
Real interest rate (calibrated)	\bar{R}	$\frac{(1+\gamma)}{\beta}$
Share of capital in production (Ghate et al. (2012))	α	0.4
Bond holding costs (Tiryaki (2012))	κ	0.0001
Capital adjustment costs*	ϕ	50
Subsidized portion of the advance wage bill ratio*	θ_G	0.5*
Subsidy on working capital loans*	s	0.5*
Tax on consumption*	τ_c	0.12
Tax on labor income*	τ_w	0.15
Tax on capital income*	τ_k	0.15
Edgeworth substitutability of government consumption*	Θ	0.5*
Steady state TFP*	\bar{A}	1

(* indicates that values for these parameters have been assumed)

Single period interest rate shock - Exogenous case



Transmission of the interest rate shock

- On impact,
 - $R_t^* \uparrow \Rightarrow R_t^P \uparrow \Rightarrow C_t \downarrow \Rightarrow I_t \uparrow \Rightarrow Y_t \uparrow$ since $Y_t = Y(k_{t-1}, l_t)$ and k_{t-1} is pre-determined
 - $C_t \downarrow \Rightarrow S_t \uparrow$; $R_t^P \uparrow \Rightarrow X_t \downarrow \Rightarrow (S_t - X_t) \uparrow$
 - $R_t^P \uparrow \Rightarrow G_t \uparrow$ and $TR_t \downarrow$ because $C_t \downarrow$ dominates $\Rightarrow (TR_t - G_t) \downarrow$
 - $|S_t - X_t| > |TR_t - G_t| \Rightarrow NX_t \uparrow$
- A single period interest rate shock leads to a worsening public sector imbalance.
- Output does not return to the steady state value even after 40 quarters!

Transmission of the interest rate shock

- On impact,
 - $R_t^* \uparrow \Rightarrow R_t^P \uparrow \Rightarrow C_t \downarrow \Rightarrow I_t \uparrow \Rightarrow Y_t \uparrow$ since $Y_t = Y(k_{t-1}, l_t)$ and k_{t-1} is pre-determined
 - $C_t \downarrow \Rightarrow S_t \uparrow$; $R_t^P \uparrow \Rightarrow X_t \downarrow \Rightarrow (S_t - X_t) \uparrow$
 - $R_t^P \uparrow \Rightarrow G_t \uparrow$ and $TR_t \downarrow$ because $C_t \downarrow$ dominates $\Rightarrow (TR_t - G_t) \downarrow$
 - $|S_t - X_t| > |TR_t - G_t| \Rightarrow NX_t \uparrow$
- A single period interest rate shock leads to a worsening public sector imbalance.
- Output does not return to the steady state value even after 40 quarters!

Transmission of the interest rate shock

- On impact,
 - $R_t^* \uparrow \Rightarrow R_t^P \uparrow \Rightarrow C_t \downarrow \Rightarrow I_t \uparrow \Rightarrow Y_t \uparrow$ since $Y_t = Y(k_{t-1}, l_t)$ and k_{t-1} is pre-determined
 - $C_t \downarrow \Rightarrow S_t \uparrow$; $R_t^P \uparrow \Rightarrow X_t \downarrow \Rightarrow (S_t - X_t) \uparrow$
 - $R_t^P \uparrow \Rightarrow G_t \uparrow$ and $TR_t \downarrow$ because $C_t \downarrow$ dominates $\Rightarrow (TR_t - G_t) \downarrow$
 - $|S_t - X_t| > |TR_t - G_t| \Rightarrow NX_t \uparrow$
- A single period interest rate shock leads to a worsening public sector imbalance.
- Output does not return to the steady state value even after 40 quarters!

Transmission of the interest rate shock

- On impact,
 - $R_t^* \uparrow \Rightarrow R_t^P \uparrow \Rightarrow C_t \downarrow \Rightarrow I_t \uparrow \Rightarrow Y_t \uparrow$ since $Y_t = Y(k_{t-1}, I_t)$ and k_{t-1} is pre-determined
 - $C_t \downarrow \Rightarrow S_t \uparrow$; $R_t^P \uparrow \Rightarrow X_t \downarrow \Rightarrow (S_t - X_t) \uparrow$
 - $R_t^P \uparrow \Rightarrow G_t \uparrow$ and $TR_t \downarrow$ because $C_t \downarrow$ dominates $\Rightarrow (TR_t - G_t) \downarrow$
 - $|S_t - X_t| > |TR_t - G_t| \Rightarrow NX_t \uparrow$
- A single period interest rate shock leads to a worsening public sector imbalance.
- Output does not return to the steady state value even after 40 quarters!

Calibration Results - Exogenous case (with multi period shocks)

- With all three shocks (\hat{A} , \hat{R}^* and \hat{D})
- We observe:
 - $\rho(C, Y) > 0$ (rising interest income makes C pro-cyclical)
 - $\sigma(X) > \sigma(C) \simeq \sigma(Y)$
 - $\sigma(G) > \sigma(Y)$
 - $\rho(R, Y) > 0$
 - But: $\rho(G, Y) > 0$, $\rho(X, Y) < 0$ and $\rho(NX, Y) > 0$.

Calibration Results - Exogenous case (with multi period shocks)

- With all three shocks (\hat{A} , \hat{R}^* and \hat{D})
- We observe:
 - $\rho(C, Y) > 0$ (rising interest income makes C pro-cyclical)
 - $\sigma(X) > \sigma(C) \simeq \sigma(Y)$
 - $\sigma(G) > \sigma(Y)$
 - $\rho(R, Y) > 0$
 - But: $\rho(G, Y) > 0$, $\rho(X, Y) < 0$ and $\rho(NX, Y) > 0$.

Calibration Results - Exogenous case (with multi period shocks)

- With all three shocks (\hat{A} , \hat{R}^* and \hat{D})
- We observe:
 - $\rho(C, Y) > 0$ (rising interest income makes C pro-cyclical)
 - $\sigma(X) > \sigma(C) \simeq \sigma(Y)$
 - $\sigma(G) > \sigma(Y)$
 - $\rho(R, Y) > 0$
 - But: $\rho(G, Y) > 0$, $\rho(X, Y) < 0$ and $\rho(NX, Y) > 0$.

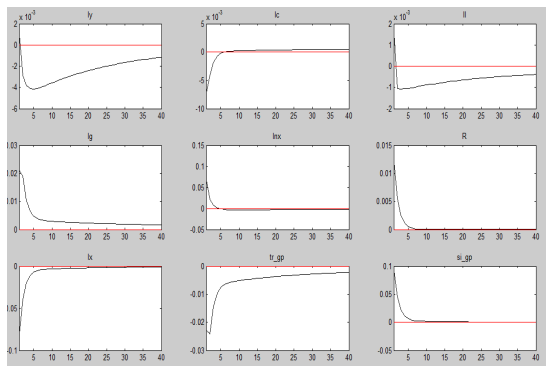
Calibration Results - Exogenous case (with multi period shocks)

- With all three shocks (\hat{A} , \hat{R}^* and \hat{D})
- We observe:
 - $\rho(C, Y) > 0$ (rising interest income makes C pro-cyclical)
 - $\sigma(X) > \sigma(C) \simeq \sigma(Y)$
 - $\sigma(G) > \sigma(Y)$
 - $\rho(R, Y) > 0$
 - But: $\rho(G, Y) > 0$, $\rho(X, Y) < 0$ and $\rho(NX, Y) > 0$.

Calibration Results - Exogenous case (with multi period shocks)

- With all three shocks (\hat{A} , \hat{R}^* and \hat{D})
- We observe:
 - $\rho(C, Y) > 0$ (rising interest income makes C pro-cyclical)
 - $\sigma(X) > \sigma(C) \simeq \sigma(Y)$
 - $\sigma(G) > \sigma(Y)$
 - $\rho(R, Y) > 0$
 - But: $\rho(G, Y) > 0$, $\rho(X, Y) < 0$ and $\rho(NX, Y) > 0$.

Single period interest rate shock - Induced case



- Observation : IRFs similar to the exogenous case, except that the magnitudes are dampened.
 - This is because TFP shocks offset interest rate shocks (which changes the policy functions).

Calibration Results - Induced case (with multi period shocks)

- With all three shocks (\hat{A} , \hat{R}^* and u)
- The transmission of shocks on impact are identical. However, we observe:
 - $\rho(C, Y) > 0$, $\rho(X, Y) > 0$ and $\rho(NX, Y) < 0$
 - $\rho(G, Y) < 0$
 - $\sigma(X) > \sigma(C) \simeq \sigma(Y)$
 - $\sigma(G) > \sigma(Y)$
 - But: $\rho(R, Y) < 0$.
- Observation 1 : We recover the standard EME business cycle stylized facts
- Observation 2 : The magnitudes of $\rho(G, Y)$ and $\rho(R, Y)$ crucially depend on s and θ_G .

Calibration Results - Induced case (with multi period shocks)

- With all three shocks (\hat{A} , \hat{R}^* and u)
- The transmission of shocks on impact are identical. However, we observe:
 - $\rho(C, Y) > 0$, $\rho(X, Y) > 0$ and $\rho(NX, Y) < 0$
 - $\rho(G, Y) < 0$
 - $\sigma(X) > \sigma(C) \simeq \sigma(Y)$
 - $\sigma(G) > \sigma(Y)$
 - But: $\rho(R, Y) < 0$.
- Observation 1 : We recover the standard EME business cycle stylized facts
- Observation 2 : The magnitudes of $\rho(G, Y)$ and $\rho(R, Y)$ crucially depend on s and θ_G .

Calibration Results - Induced case (with multi period shocks)

- With all three shocks (\hat{A} , \hat{R}^* and u)
- The transmission of shocks on impact are identical. However, we observe:
 - $\rho(C, Y) > 0$, $\rho(X, Y) > 0$ and $\rho(NX, Y) < 0$
 - $\rho(G, Y) < 0$
 - $\sigma(X) > \sigma(C) \simeq \sigma(Y)$
 - $\sigma(G) > \sigma(Y)$
 - But: $\rho(R, Y) < 0$.
- Observation 1 : We recover the standard EME business cycle stylized facts
- Observation 2 : The magnitudes of $\rho(G, Y)$ and $\rho(R, Y)$ crucially depend on s and θ_G .

Calibration Results - Induced case (with multi period shocks)

- With all three shocks (\hat{A} , \hat{R}^* and u)
- The transmission of shocks on impact are identical. However, we observe:
 - $\rho(C, Y) > 0$, $\rho(X, Y) > 0$ and $\rho(NX, Y) < 0$
 - $\rho(G, Y) < 0$
 - $\sigma(X) > \sigma(C) \simeq \sigma(Y)$
 - $\sigma(G) > \sigma(Y)$
 - But: $\rho(R, Y) < 0$.
- Observation 1 : We recover the standard EME business cycle stylized facts
- Observation 2 : The magnitudes of $\rho(G, Y)$ and $\rho(R, Y)$ crucially depend on s and θ_G .

Calibration Results - Induced case (with multi period shocks)

- With all three shocks (\hat{A} , \hat{R}^* and u)
- The transmission of shocks on impact are identical. However, we observe:
 - $\rho(C, Y) > 0$, $\rho(X, Y) > 0$ and $\rho(NX, Y) < 0$
 - $\rho(G, Y) < 0$
 - $\sigma(X) > \sigma(C) \simeq \sigma(Y)$
 - $\sigma(G) > \sigma(Y)$
 - But: $\rho(R, Y) < 0$.
- Observation 1 : We recover the standard EME business cycle stylized facts
- Observation 2 : The magnitudes of $\rho(G, Y)$ and $\rho(R, Y)$ crucially depend on s and θ_G .

Comparison

Correlations	Exogenous	Induced
$\rho(R, Y)$	> 0	< 0
$\rho(G, Y)$	> 0	< 0
$\rho(C, Y)$	> 0	> 0
$\rho(X, Y)$	< 0	> 0
$\rho(NX, Y)$	> 0	< 0

- Unlike in the exogenous case
 - A positive and persistent productivity shock $E_t \hat{A}_{t+1}$ causes a reduction in interest rates
 - At the same time positive productivity shock causes positive income effects
 - Private investments become pro-cyclical because of TFP shocks, and due to dampened interest rates.
 - This reinforces $\rho(R, Y) < 0$.
- The positive income effects due to TFP causes $\rho(NX, Y) < 0$

- Unlike in the exogenous case
 - A positive and persistent productivity shock $E_t \hat{A}_{t+1}$ causes a reduction in interest rates
 - At the same time positive productivity shock causes positive income effects
 - Private investments become pro-cyclical because of TFP shocks, and due to dampened interest rates.
 - This reinforces $\rho(R, Y) < 0$.
- The positive income effects due to TFP causes $\rho(NX, Y) < 0$

- Unlike in the exogenous case
 - A positive and persistent productivity shock $E_t \hat{A}_{t+1}$ causes a reduction in interest rates
 - At the same time positive productivity shock causes positive income effects
 - Private investments become pro-cyclical because of TFP shocks, and due to dampened interest rates.
 - This reinforces $\rho(R, Y) < 0$.
- The positive income effects due to TFP causes $\rho(NX, Y) < 0$

- Unlike in the exogenous case
 - A positive and persistent productivity shock $E_t \hat{A}_{t+1}$ causes a reduction in interest rates
 - At the same time positive productivity shock causes positive income effects
 - Private investments become pro-cyclical because of TFP shocks, and due to dampened interest rates.
 - This reinforces $\rho(R, Y) < 0$.
- The positive income effects due to TFP causes $\rho(NX, Y) < 0$

- A positive shock in R^P or D increases G on impact
- However, $\rho(G, Y) < 0$ because
 - higher TFP raises incomes and also reduces interest rates which
 - reduces interest incomes for the government
 - causes a reduction in overall G
 - This is reinforced by a high subsidy on working capital loans

Implication for Fiscal Policy

- A positive shock in R^P or D increases G on impact
- However, $\rho(G, Y) < 0$ because
 - higher TFP raises incomes and also reduces interest rates which
 - reduces interest incomes for the government
 - causes a reduction in overall G
 - This is reinforced by a high subsidy on working capital loans

Implication for Fiscal Policy

- A positive shock in R^P or D increases G on impact
- However, $\rho(G, Y) < 0$ because
 - higher TFP raises incomes and also reduces interest rates which
 - reduces interest incomes for the government
 - causes a reduction in overall G
 - This is reinforced by a high subsidy on working capital loans

- A positive shock in R^P or D increases G on impact
- However, $\rho(G, Y) < 0$ because
 - higher TFP raises incomes and also reduces interest rates which
 - reduces interest incomes for the government
 - causes a reduction in overall G
 - This is reinforced by a high subsidy on working capital loans

Takeaway for G20

- Interest rate shocks have implications for labor market dynamics and EME business cycles
- TFP shocks can moderate the negative effects of interest rate shocks
- Fiscal policy matters for the transmission of interest rate shocks to labor market dynamics
- Our framework allows us to quantify this mechanism
- These issues are relevant to the G20

Thank you!